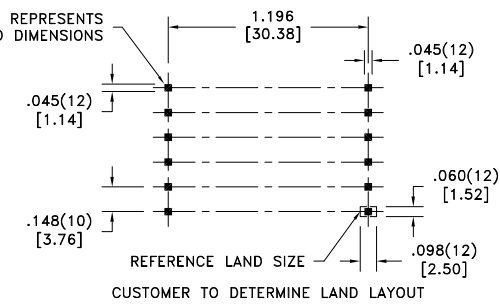
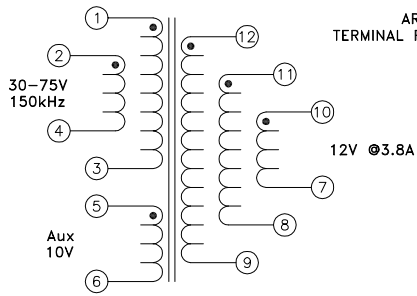
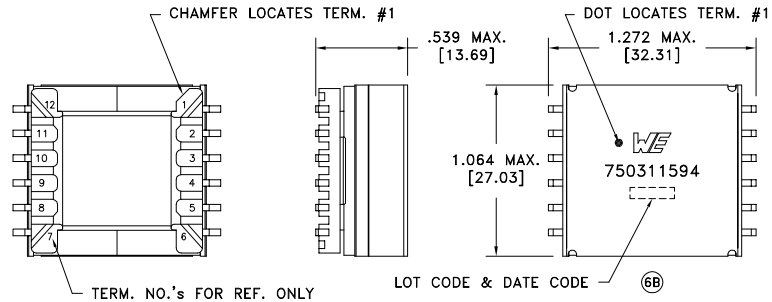


CUSTOMER TERMINAL	RoHS	LEAD(Pb)-FREE
Sn96%, Ag4%	Yes	Yes

more than you expect



Customer tie terminals 1&2, 3&4, 7&8&9 and 10&11&12 on pcb for voltages shown. Transformer construction will allow alternate tie configurations to accommodate alternate voltage combinations.

6B

ELECTRICAL SPECIFICATIONS @ 25°C unless otherwise noted:

PARAMETER	TEST CONDITIONS	VALUE
D.C. RESISTANCE	1-3 tie(1+2, 3+4), @20°C	0.035 ohms max.
D.C. RESISTANCE	12-9 tie(12+11+10, 9+8+7), @20°C	0.015 ohms max.
D.C. RESISTANCE	5-6 @20°C	0.030 ohms max.
INDUCTANCE	1-3 150kHz, 100mVAC, Ls	15.00uH ±10%
SATURATION CURRENT	20% rolloff from initial	18A
LEAKAGE INDUCTANCE	1-3 tie(1+2, 3+4, 5+6, 7+8+9+10+11+12), 100kHz, 50mVAC, Ls	400nH typ., 550nH max.
DIELECTRIC	1-12 tie(1+2+5, 7+8+9), 1875VAC, 1 second	1500VAC, 1 minute
6B DIELECTRIC	10-11 tie(11+12), 625VAC, 1 second	500VAC, 1 minute
6B DIELECTRIC	11-12 625VAC, 1 second	500VAC, 1 minute
6B DIELECTRIC	1-2 625VAC, 1 second	500VAC, 1 minute
TURNS RATIO	(1-3):(5-6)	2.80:1, ±1%
TURNS RATIO	(1-3):(12-9)	2.33:1, ±1%

GENERAL SPECIFICATIONS:

6B OPERATING TEMPERATURE RANGE: -40°C to +125°C including temp rise.

Wire insulation & RoHS status not affected by wire color.
Wire insulation color may vary depending on availability.

REV.	DATE	Packaging Specifications Method: Tape & Reel PKG-0605 www.we-online.com/midcom		Tolerances unless otherwise specified: Angles: ±1° Fractions: ±1/64 Decimals: ±.005 [.13] Footprint: ±.005 [.13]	DRAWING TITLE TRANSFORMER	PART NO. 750311594
6B	5/14			This drawing is dual dimensioned. Dimensions in brackets are in millimeters.	eiSos p/n: 750311594	
6A	11/10	SEE REVISION SHEET FOR REVISION LEVEL				SPECIFICATION SHEET 1 OF 1