


## PTDA 1,5/ 2-PH-3,5


Order No.: 1725107

The figure shows a 10-position version of the product

<http://eshop.phoenixcontact.de/phoenix/treeViewClick.do?UID=1725107>

Plug component, Nominal current: 8 A, Rated voltage (III/2): 240 V,  
Number of positions: 2, Pitch: 3.5 mm, Connection method: Spring-  
cage conn., Color: green, Metal surface: Sn

### Commercial data

|                          |  |
|--------------------------|--|
| GTIN (EAN)               | <br>4 046356 129107 |
| Note                     | Made-to-order  |
| sales group              | E411   |
| Pack                     | 250 pcs.   |
| Customs tariff           | 85366990   |
| Catalog page information | Page 455 (CC-2009)   |

### Product notes

WEEE/RoHS-compliant since:  
02/21/2006



<http://www.download.phoenixcontact.com>  
Please note that the data given here has been taken from the online catalog. For comprehensive information and data, please refer to the user documentation. The General Terms and Conditions of Use apply to Internet downloads.

### Technical data

#### Dimensions / positions

|                     |        |
|---------------------|--------|
| Pitch               | 3.5 mm |
| Dimension a         | 3.5 mm |
| Number of positions | 2      |

**Technical data**

|                                     |                     |
|-------------------------------------|---------------------|
| Range of articles                   | PTDA 1,5/..-PH      |
| Insulating material group           | I                   |
| Rated surge voltage (III/3)         | 2.5 kV              |
| Rated surge voltage (III/2)         | 2.5 kV              |
| Rated surge voltage (II/2)          | 2.5 kV              |
| Rated voltage (III/2)               | 240 V               |
| Rated voltage (II/2)                | 400 V               |
| Connection in acc. with standard    | EN-VDE              |
| Nominal current $I_N$               | 8 A                 |
| Nominal voltage $U_N$               | 160 V               |
| Nominal cross section               | 1.5 mm <sup>2</sup> |
| Maximum load current                | 8 A                 |
| Insulating material                 | PA                  |
| Inflammability class acc. to UL 94  | V0                  |
| Stripping length                    | 10 mm               |
| Nominal voltage, UL/CUL Use Group B | 150 V               |
| Nominal current, UL/CUL Use Group B | 10 A                |
| Nominal voltage, UL/CUL Use Group D | 300 V               |
| Nominal current, UL/CUL Use Group D | 10 A                |

**Connection data**

|  |                     |
|--|---------------------|
| Conductor cross section solid min.   | 0.2 mm <sup>2</sup> |
| Conductor cross section solid max.   | 1.5 mm <sup>2</sup> |
| Conductor cross section stranded min.                                      | 0.2 mm <sup>2</sup> |
| Conductor cross section stranded max.                                      | 1.5 mm <sup>2</sup> |
| Conductor cross section stranded, with ferrule without plastic sleeve min. | 0.5 mm <sup>2</sup> |
| Conductor cross section stranded, with ferrule without plastic sleeve max. | 1.5 mm <sup>2</sup> |
| Conductor cross section stranded, with ferrule with plastic sleeve min.    | 0.5 mm <sup>2</sup> |
| Conductor cross section stranded, with ferrule with plastic sleeve max.    | 0.5 mm <sup>2</sup> |
| Conductor cross section AWG/kcmil min.                                     | 24                  |
| Conductor cross section AWG/kcmil max                                      | 16                  |
| 2 conductors with same cross section, solid min.                           | 0.2 mm <sup>2</sup> |

|   |                     |
|---|---------------------|
| 2 conductors with same cross section, solid max.  | 1.5 mm <sup>2</sup> |
| 2 conductors with same cross section, stranded min.                                     | 0.2 mm <sup>2</sup> |
| 2 conductors with same cross section, stranded max.                                     | 1.5 mm <sup>2</sup> |
| 2 conductors with same cross section, stranded, ferrules without plastic sleeve, min.   | 0.5 mm <sup>2</sup> |
| 2 conductors with same cross section, stranded, ferrules without plastic sleeve, max.   | 1.5 mm <sup>2</sup> |
| 2 conductors with same cross section, stranded, TWIN ferrules with plastic sleeve, min. | 0.5 mm <sup>2</sup> |
| 2 conductors with same cross section, stranded, TWIN ferrules with plastic sleeve, max. | 0.5 mm <sup>2</sup> |
| Minimum AWG according to UL/CUL   | 24                  |
| Maximum AWG according to UL/CUL   | 16                  |

**Certificates / Approvals**

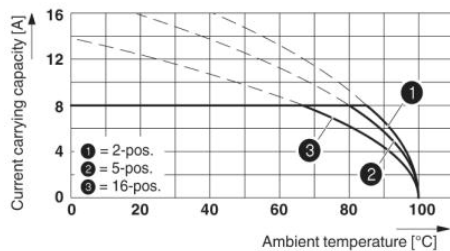


Certification

CUL, UL

**Diagrams/Drawings**

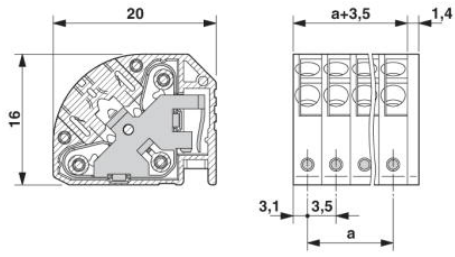
Diagram



Derating curve for: PTDA 1,5/...-PH-3,5 with PST 1,0/...-3,5

Dimensioned drawing

---



**Address**

PHOENIX CONTACT Inc., USA  
586 Fulling Mill Road  
Middletown, PA 17057, USA  
Phone (800) 888-7388  
Fax (717) 944-1625  
<http://www.phoenixcon.com>



© 2011 Phoenix Contact  
Technical modifications reserved;