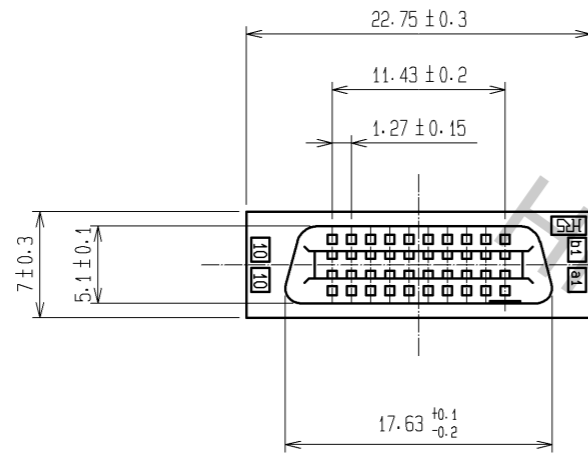
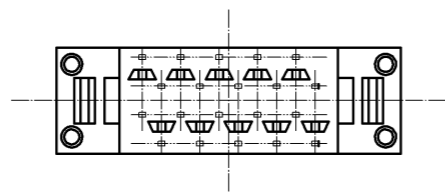
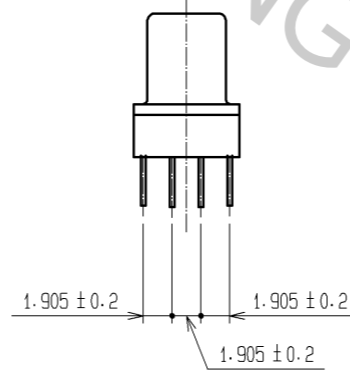
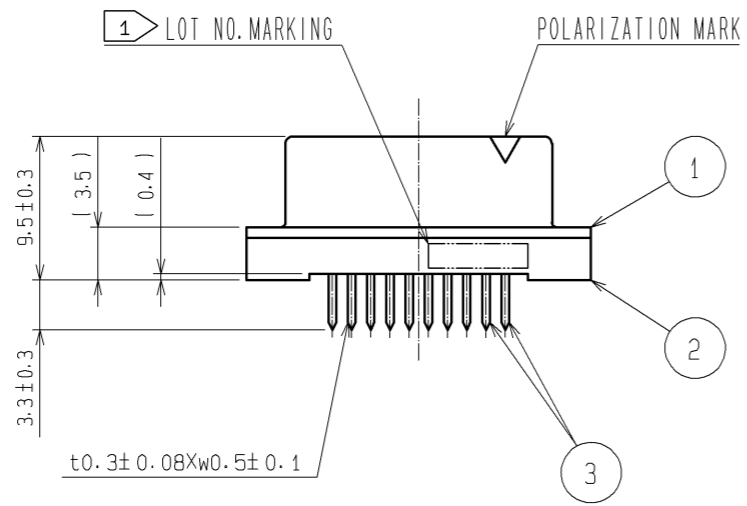
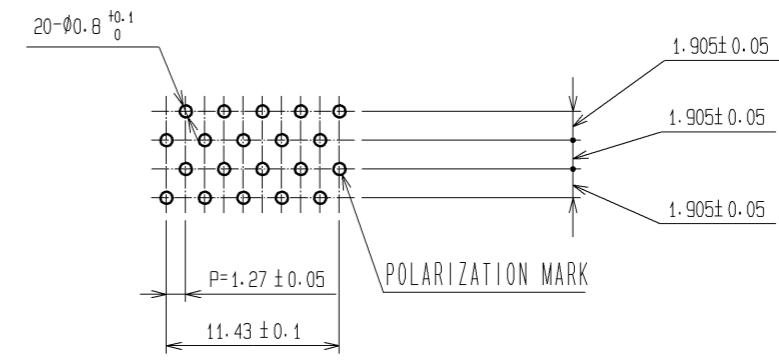


Apr.1.2017 Copyright 2017 HIROSE ELECTRIC CO., LTD. All Rights Reserved.



RECOMMENDED PC BOARD HOLE PATTERN (MOUNTING SIDE)



NOTES 1 LOT NO. MARKING SIDE SHALL BE OPTIONAL.
2. THE DIMENSIONS IN PARENTHESES ARE FOR REFERENCE.

1.2 POLYAMIDE		BLACK, UL94V-0		3 PHOSPHOR BRONZE		CONTACT AREA : GOLD 0.2μm min. DIP AREA : TIN-PLATING 2μm min. UNDER PLATING : NICKEL 2μm min.		
NO.	MATERIAL	FINISH	REMARKS	NO.	MATERIAL	FINISH	REMARKS	
UNITS	mm	SCALE	2 : 1	COUNT	DESCRIPTION OF REVISIONS	DESIGNED	CHECKED	DATE
HRS HIROSE ELECTRIC CO., LTD.		APPROVED	: HS. OKAWA	07.08.08	DRAWING NO.	EDC3-083179-21		
		CHECKED	: HS. OZAWA	07.08.07	PART NO.	FX2C-20S-1.27DSA(71)		
		DESIGNED	: KY. NAKAMURA	07.08.07	CODE NO.	CL572-2401-7-71		
		DRAWN	: TP. MATSUMOTO	07.08.06				