

### 1 Scope

The present specifications shall apply to an FMM-22S/R.

### 2 Outline

Type	Silicon Diode
Structure	Resin Molded
Applications	Commercial Frequency Rectification

### 3 Flammability

UL94V-0(Equivalent)

## 4 Absolute maximum ratings

No.	Item	Symbol	Unit	Rating	Conditions
1	Transient Peak Reverse Voltage	$V_{RSM}$	V	250	
2	Peak Reverse Voltage	$V_{RM}$	V	200	
3	Average Forward Current	$I_{F(AV)}$	A	10	Refer to Derating of 7
4	Peak Surge Forward Current	$I_{FSM}$	A	100	Half sinewave, one shot
5	$I^2t$ Limiting Value	$I^2t$	$A^2s$	50	$1\text{msec} \leq t \leq 10\text{msec}$
6	Junction Temperature	$T_j$	$^{\circ}C$	-40~+150	
7	Storage Temperature	$T_{stg}$	$^{\circ}C$	-40~+150	

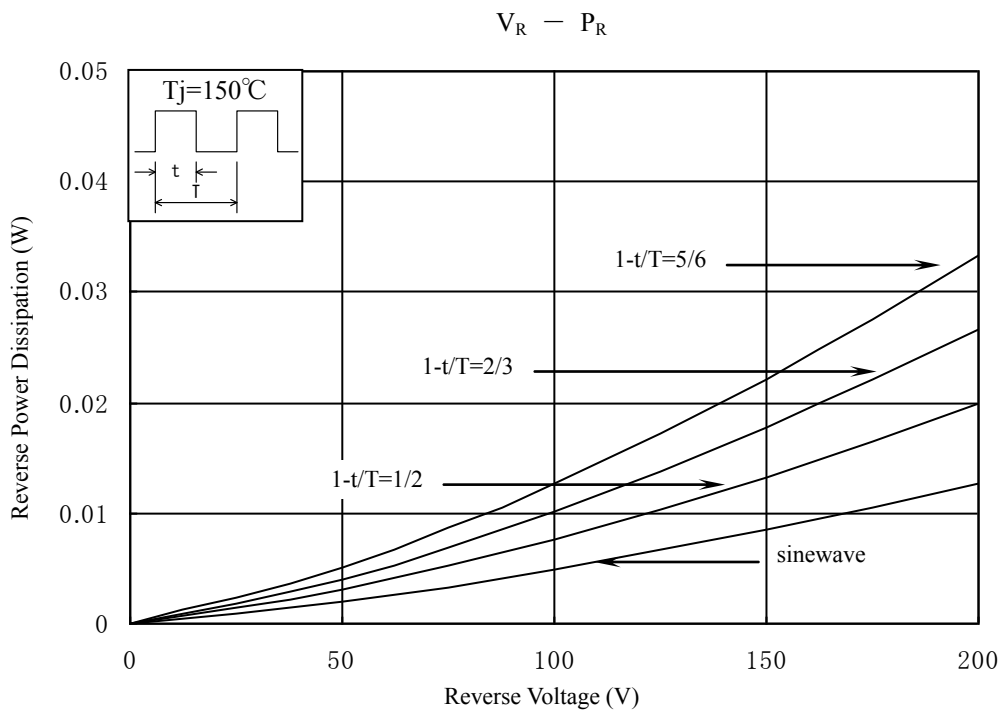
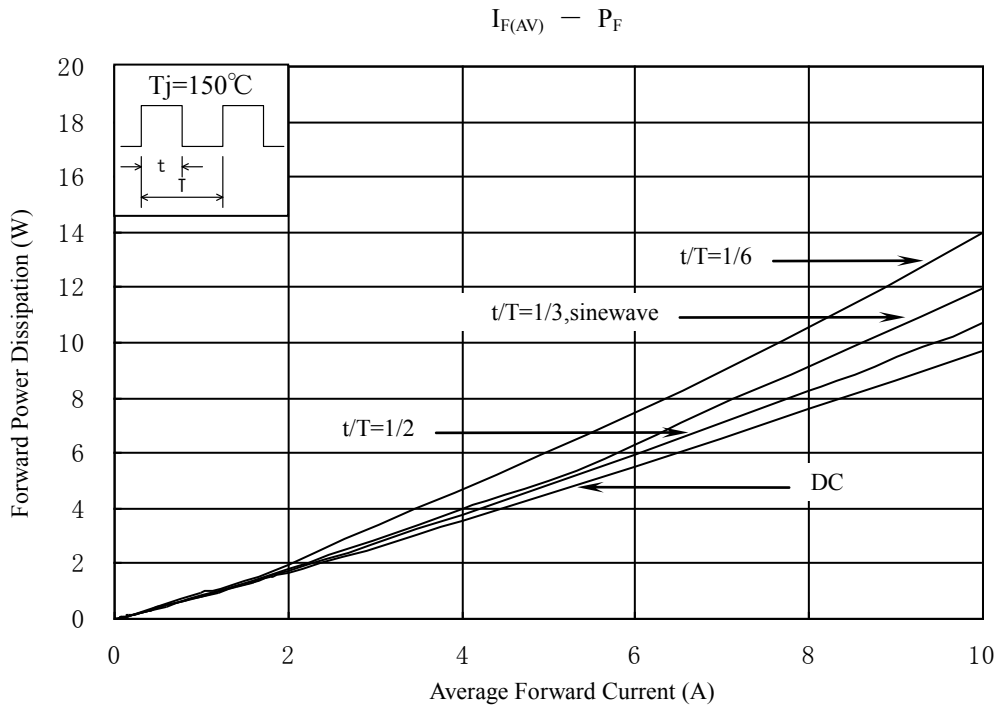
No.1,2,4&5 show ratings per one chip.

5 Electrical characteristics ( $T_a=25^{\circ}C$  , unless otherwise specified)

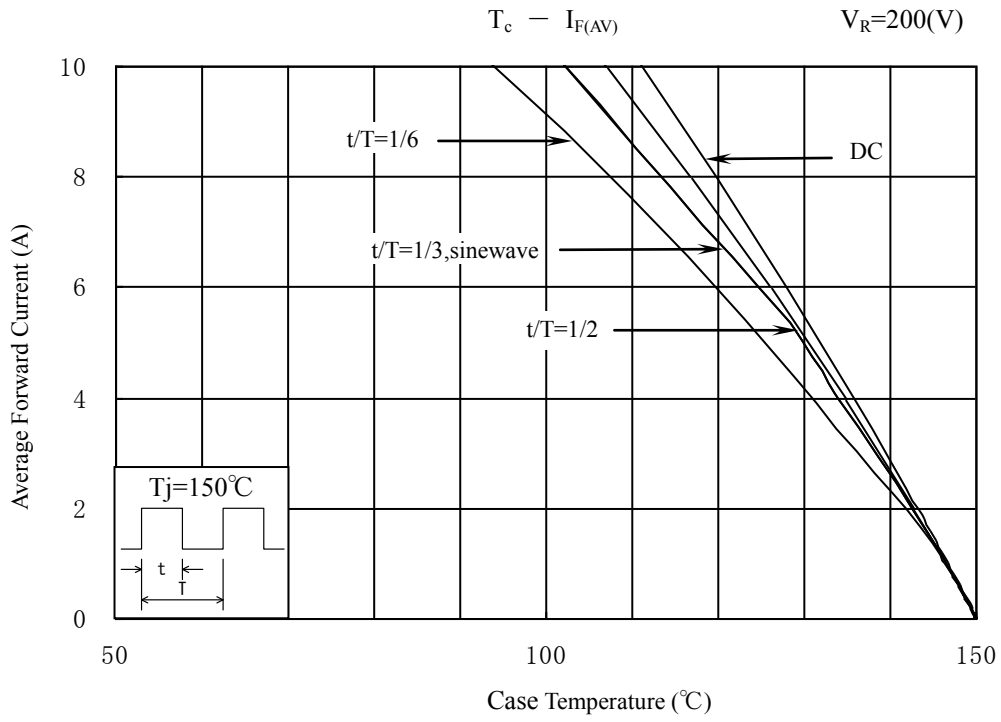
No.	Item	Symbol	Unit	Value	Conditions
1	Forward Voltage Drop	$V_F$	V	1.1 max.	$I_F=5.0A$
2	Reverse Leakage Current	$I_R$	$\mu A$	10 max.	$V_R=V_{RM}$
3	Reverse Leakage Current Under High Temperature	$H \cdot I_R$	$\mu A$	100 max.	$V_R=V_{RM}, T_j=150^{\circ}C$
4	Thermal Resistance	$R_{th(j-c)}$	$^{\circ}C/W$	4.0 max.	Between Junction and case

No.1,2&3 show characteristics per one chip.

6 Characteristics

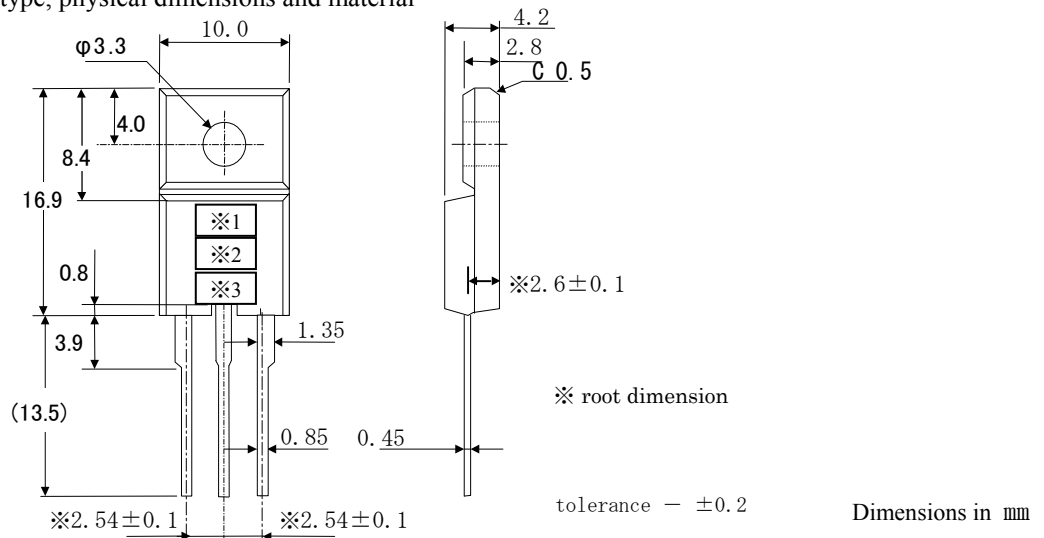


7 Derating



8 Package information

8 - 1 Package type, physical dimensions and material



8 - 2 Appearance

The body shall be clean and shall not bear any stain, rust or flaw.

8 - 3 Marking

Type Name	Marking		
	* 1 Type Name	* 2 Polarity	* 3 Lot number
FMM-22S	FMM22S		1st letter: Last digit of year 2nd letter: Month From 1 to 9 for Jan. to Sep., 10月→O、11月→N、12月→D O for Oct., N for Nov., D for Dec.
FMM-22R	FMM22R		3rd & 4th letter: Day ex. 4805 (Aug. 5, 2004)

●