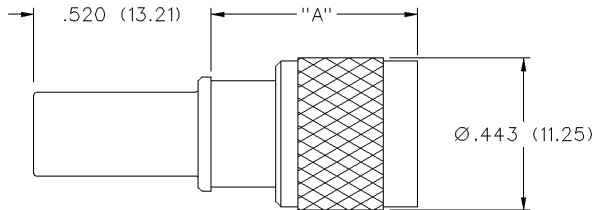
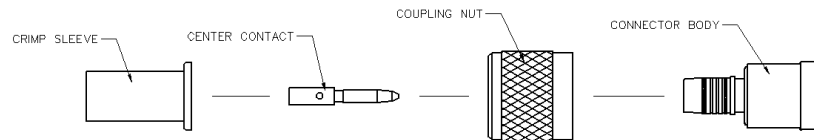


# Mini-UHF Straight Crimp Type Plug - Solder or Crimp Contact

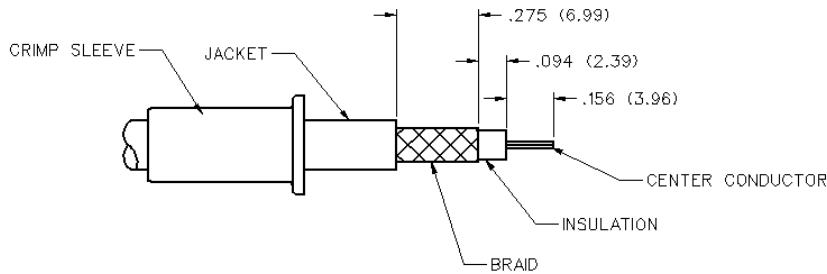


PART NUMBER	CABLE TYPE	"A"	CONTACT I.D.	BODY I.D.	FERRULE I.D.
MINI-UHF-16	PROFLEX RG-450	.610 (15.49)	.055 (1.40)	.173 (4.39)	.261 (6.63)

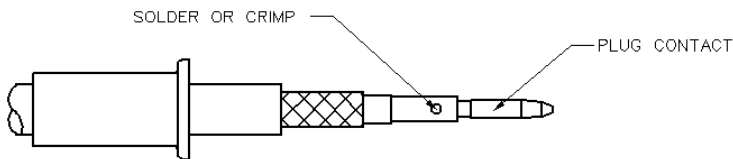


1. Identify connector parts. (4 piece parts)

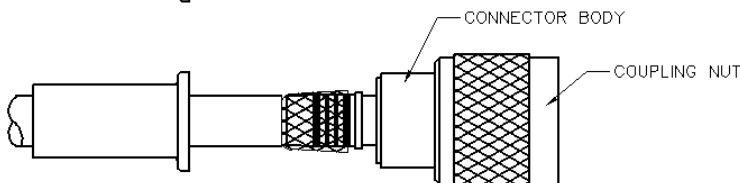
2. Slide heat shrink (as applicable) and crimp sleeve onto jacket of cable. Strip cable to dimensions shown. Do not nick braid or center conductor. Tin center conductor if contact will be solder attached. Do not tin center conductor if contact is to be crimp attached. A wire stripper of correct size is recommended for this step.



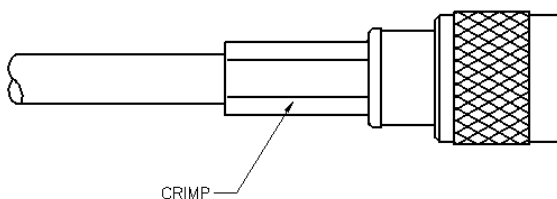
3. Assemble contact onto cable as shown.  
**Solder Attachment:** Solder contact to center conductor through hole using a minimum amount of solder for a good joint.  
**Crimp Attachment (where applicable):** Crimp contact to center conductor using recommended crimp tool.



4. Slide coupling nut onto the connector body.



5. Flare braid and slide body assembly over contact and under braid as shown. Then seat body assembly firmly onto contact until a gentle snap is felt, indicating the contact is in place. The cable may have to be held in a clamping fixture. Arrange braid uniformly around crimp stem. Slide crimp sleeve forward and crimp using recommended crimp tool. Slide heat shrink forward and shrink (as applicable).



Part Number	Cable	Contact I.D.	Body I.D.	Ferrule I.D.	Crimp (Braid Hex)	Contact Crimp Hex	Recommended Crimp Tool
MINI-UHF-16	RG-450, Proflex	.055 (1.40)	.173 (4.40)	.261 (6.63)	.255 (6.48)	.060 (1.52)	24-305P

# Mini-UHF Connectors

Specifications



INCHES (MILLIMETERS)  
CUSTOMER DRAWINGS AVAILABLE UPON REQUEST

Mini UHF connectors are low cost, general purpose units designed for low frequency system applications. These commercial quality connectors are equipped with threaded coupling interfaces for secure and reliable connections. The Standard UHF and Mini UHF connectors are not intermateable.

## Specifications\*

### MINI UHF

#### Electrical Characteristics

Impedance: Nonconstant

Frequency range: 0-2 GHz

Working voltage: 500 volts RMS at sea level

Dielectric withstanding voltage: 1500 volts RMS at sea level

Insulation resistance: 5000 megohms minimum

#### Environmental Characteristics

Recommended temperature range: -55°C to +85°C

#### Mechanical Characteristics

Durability: 500 cycles

Cable retention: 20 lbs., RG-58 C/U cable

#### Materials

Body and coupling nut: Zinc or brass

Contact: Brass

Crimp Sleeve: Brass

Insulator: TPX Polymethylpetene

Plating: Body - Nickel

Crimp sleeve - Nickel

Contact - Gold

\* These values are typical and may not apply to all connectors.