

## Printed-circuit board connector - MSTBO 2,5/ 3-G1PR GY7035 - 2200329

Please be informed that the data shown in this PDF Document is generated from our Online Catalog. Please find the complete data in the user's documentation. Our General Terms of Use for Downloads are valid (<http://download.phoenixcontact.com>)



Header, Nominal current: 16 A, Rated voltage (III/2): 320 V, Number of positions: 3, Pitch: 5 mm, Assembly: Soldering

### Product Features

- Headers and plugs for ME and ME MAX electronics housing
- 5 mm pitch
- 2 to 4-pos.
- Plug-in direction orthogonal to the PCB
- Touch proof



### Key commercial data

Packing unit	1 1
Minimum order quantity	50 1
Weight per Piece (excluding packing)	2.2 GRM
Custom tariff number	85366990
Country of origin	Poland

### Technical data

#### Dimensions

Pitch	5 mm
Dimension a	10 mm
Pin dimensions	1 x 1 mm
Pin spacing	5.00 mm
Hole diameter	1.4 mm

#### General

Range of articles	MSTBO 2,5/..-G1PR
Insulating material group	I

# Printed-circuit board connector - MSTBO 2,5/ 3-G1PR GY7035 - 2200329

## Technical data

### General

Rated surge voltage (III/3)	4 kV
Rated surge voltage (III/2)	4 kV
Rated surge voltage (II/2)	4 kV
Rated voltage (III/3)	250 V
Rated voltage (III/2)	320 V
Rated voltage (II/2)	400 V
Connection in acc. with standard	EN-VDE
Nominal current I <sub>N</sub>	16 A
Maximum load current	16 A
Insulating material	PA
Inflammability class according to UL 94	V0
Number of positions	3

## Classifications

### eCl@ss

eCl@ss 4.0	272607xx
eCl@ss 4.1	27260701
eCl@ss 5.0	27260701
eCl@ss 5.1	27260701
eCl@ss 6.0	27260704
eCl@ss 7.0	27440402
eCl@ss 8.0	27440402

### ETIM

ETIM 2.0	EC001031
ETIM 3.0	EC001031
ETIM 4.0	EC002637
ETIM 5.0	EC002637

### UNSPSC

UNSPSC 6.01	30211801
UNSPSC 7.0901	39121432
UNSPSC 11	34131203
UNSPSC 12.01	39121432
UNSPSC 13.2	39121432

# Printed-circuit board connector - MSTBO 2,5/ 3-G1PR GY7035 - 2200329

## Approvals

### Approvals

---

#### Approvals

UL Recognized / cUL Recognized / cULus Recognized

---


#### Ex Approvals


---

#### Approvals submitted

---

## Approval details

UL Recognized 		
	B	D
Nominal current I <sub>N</sub>	15 A	15 A
Nominal voltage U <sub>N</sub>	300 V	150 V

cUL Recognized 		
	B	D
Nominal current I <sub>N</sub>	15 A	15 A
Nominal voltage U <sub>N</sub>	300 V	150 V

cULus Recognized 		
--	--	--

## Accessories

Accessories

Coding element

# Printed-circuit board connector - MSTBO 2,5/ 3-G1PR GY7035 - 2200329

## Accessories

Coding section - CR MSTBO-G1 - 2199618



Coding section

## Filler plug

Accessories - MSTB-BL - 1755477



Keying cap, for forming sections, plugs onto header pin, green insulating material

## Flange

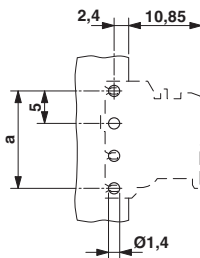
Accessories - MSTB-BF - 1759981



Mounting flange, for fixing both ends of the header onto the PCB, green insulating material, with M 2 x 14 screws and nuts.

## Drawings

Drilling diagram



Dimensioned drawing

