

Single relay - REL-MR-24DC/21-21/ATEX - 2906213

Please be informed that the data shown in this PDF Document is generated from our Online Catalog. Please find the complete data in the user's documentation. Our General Terms of Use for Downloads are valid (<http://phoenixcontact.com/download>)



Plug-in miniature power relay, with power contact, 2 PDTs, 24 V DC input voltage, UL/cUL: approved for use in Ex Zone Class 1 Div 2 and ATEX (Zone 2)

RoHS

Key Commercial Data

Packing unit	1 STK
Minimum order quantity	10 STK
Weight per Piece (excluding packing)	80.000 g
Custom tariff number	85364190
Country of origin	Austria

Technical data

Dimensions

Width	12.7 mm
Height	29 mm
Depth	15.7 mm

Ambient conditions

Ambient temperature (operation)	-40 °C ... 85 °C
Ambient temperature (storage/transport)	-40 °C ... 85 °C

Coil side

Nominal input voltage U_N	24 V DC
Typical input current at U_N	17 mA
Typical response time	7 ms
Typical release time	3 ms
Coil resistance	1440 Ω \pm 10 % (at 20 °C)
Power dissipation for nominal condition	0.41 W

Single relay - REL-MR-24DC/21-21/ATEX - 2906213

Technical data

Contact side

Contact type	2 PDT
Type of switch contact	Single contact
Contact material	AgNi
Maximum switching voltage	250 V AC/DC
Minimum switching voltage	5 V (at 10 mA)
Min. switching current	10 mA (At 5 V)
Maximum inrush current	25 A (20 ms)
Limiting continuous current	8 A
Interrupting rating (ohmic load) max.	190 W (at 24 V DC)
	85 W (at 48 V DC)
	60 W (at 60 V DC)
	44 W (at 110 V DC)
	60 W (at 220 V DC)
	2000 VA (for 250 V AC)
Switching capacity in acc. with DIN VDE 0660/IEC 60947	2 A (at 24 V, DC13)
	0.2 A (at 250 V, DC13)
	3 A (at 24 V, AC15)
	3 A (at 120 V, AC15)
	3 A (at 250 V, AC15)

General

Test voltage relay winding/relay contact	5 kV AC (50 Hz, 1 min.)
Test voltage relay contact/relay contact	2.5 kV AC (50 Hz, 1 min.)
Operating mode	100% operating factor
Degree of protection	RT III
Mechanical service life	3 x 10 ⁷ cycles
Standards/regulations	IEC 60664
	EN 50178
	IEC 62103
Rated surge voltage/insulation	Basic insulation
Degree of pollution	3
Overvoltage category	III
Mounting position	any
Assembly instructions	Can be aligned without spacing (> 70 °C ≥ 2.5 mm)

Standards and Regulations

Standards/regulations	IEC 60664
	EN 50178

Single relay - REL-MR-24DC/21-21/ATEX - 2906213

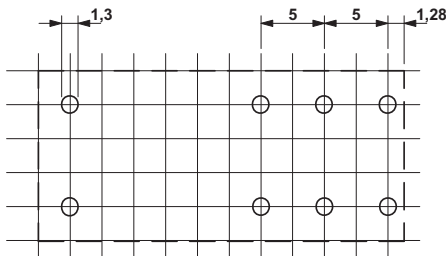
Technical data

Standards and Regulations

	IEC 62103
Rated surge voltage/insulation	Basic insulation
Degree of pollution	3
Overvoltage category	III

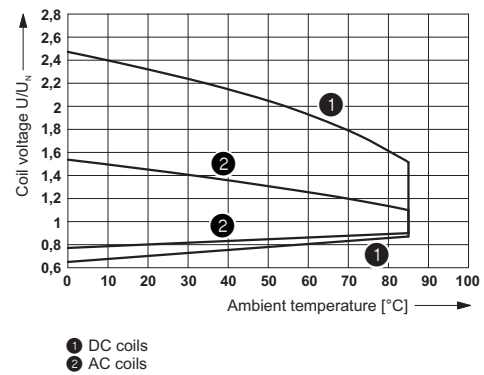
Drawings

Drilling diagram



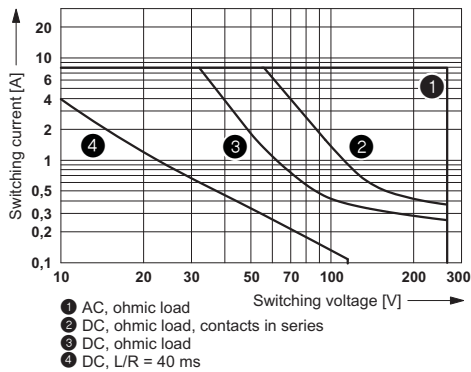
Basic pitch 2.5 mm

Diagram



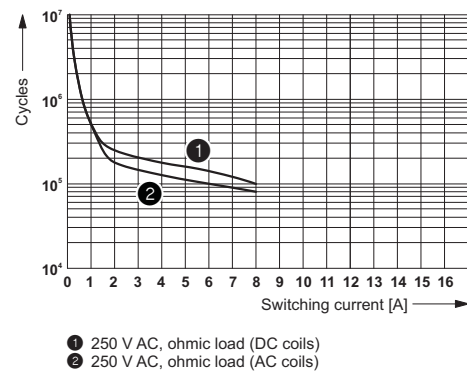
Operating voltage range

Diagram



Interrupting rating

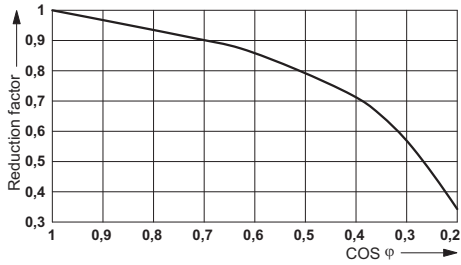
Diagram



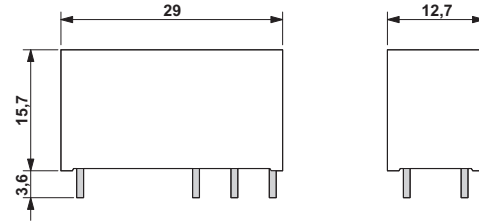
Electrical service life

Single relay - REL-MR-24DC/21-21/ATEX - 2906213

Diagram



Dimensional drawing



Service life reduction factor with various cos phi

Classifications

eCl@ss

eCl@ss 4.0	27371104
eCl@ss 4.1	27371104
eCl@ss 5.0	27371601
eCl@ss 5.1	27371601
eCl@ss 6.0	27371601
eCl@ss 7.0	27371601
eCl@ss 8.0	27371601
eCl@ss 9.0	27371601

ETIM

ETIM 2.0	EC001437
ETIM 3.0	EC001437
ETIM 4.0	EC001437
ETIM 5.0	EC001437

UNSPSC

UNSPSC 6.01	30211916
UNSPSC 7.0901	39121515
UNSPSC 11	39121515
UNSPSC 12.01	39121515
UNSPSC 13.2	39121515

Approvals

Approvals

Single relay - REL-MR-24DC/21-21/ATEX - 2906213

Approvals

Approvals


UL Recognized / cUL Recognized / cULus Recognized

Ex Approvals

Approval details

UL Recognized  <http://database.ul.com/cgi-bin/XYV/template/LISEXT/1FRAME/index.htm> FILE E 228652

cUL Recognized  <http://database.ul.com/cgi-bin/XYV/template/LISEXT/1FRAME/index.htm> FILE E 228652

cULus Recognized  <http://database.ul.com/cgi-bin/XYV/template/LISEXT/1FRAME/index.htm>
