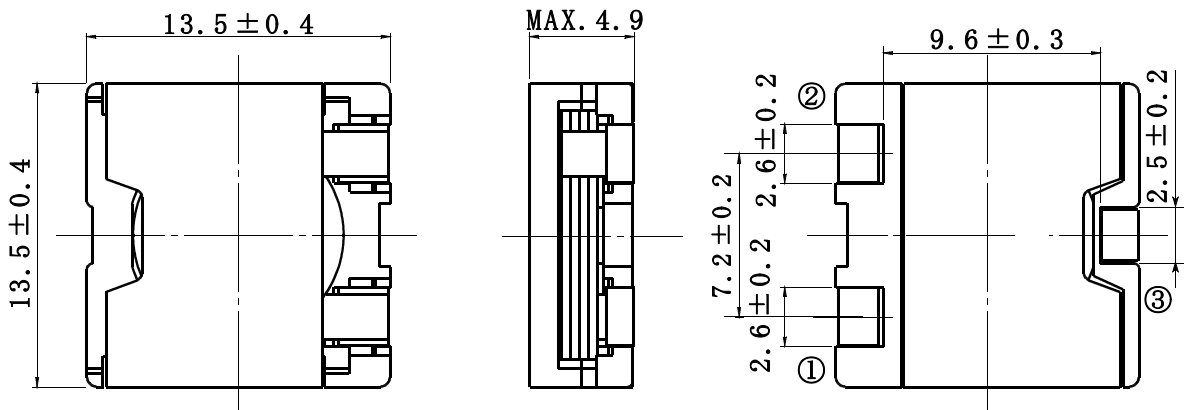
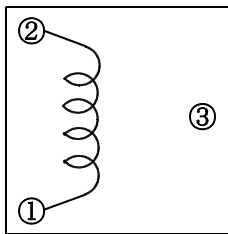


SPECIFICATION		
SUMIDA TYPE C D E P 1 3 4		PART NO. REF. TO THE ATTACHED SHEET.

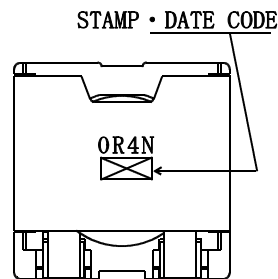
1. DIMENSION (mm)



2. CONNECTION (BOTTOM)

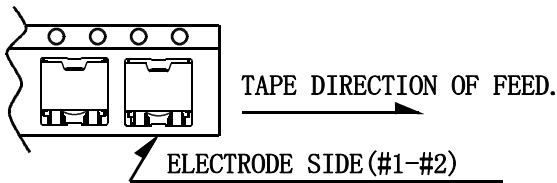


3. STAMP (Ex.)



4. NOTE

- * PLEASE DO NOT USE A WASHING AGENT.
- * PLEASE PAY ATTENTION TO THE SUITABILITY OF THE PATTERN FOR THE CURRENT IN DESIGN.
- * RECOMMENDED REFLOW CONDITION TO BE ACCORDING TO S-074-5003.
- △ * TERMINAL TO BE SOLDERED WHEN USED.
- * ENCLOSING CONDITION OF COILS.



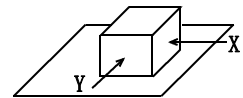
- * CARRIER TAPE PACKING SPECIFICATION IN DETAIL. (S-074-5102)
- * PLEASE PAY ATTENTION TO SAFETY DISTANCE BETWEEN COIL PERIPHERY AND OTHER PARTS OR COPPER PATTERN, BECAUSE Mn-Zn SERIES FERRITE CORE IS USED IN THE PRODUCTS.

13th, Feb., 2000			SUMIDA CODE	4769
CHK.	CHK.	DRG.	DRG. NO. 2 / 6	
CHEN WEIMING	HE GUOGAO	ZHONG ZIJIAN F		
			S-074-6087	

GENERAL CHARACTERISTICS

TYPE C D E P 1 3 4

- 1 . STORAGE TEMPERATURE RANGE : - 4 0 ~ + 1 0 0
- 2 . OPERATING TEMPERATURE RANGE: - 4 0 ~ + 1 0 0 (INCLUDING SELF TEMPERATURE RISE)
- 3.EXTERNAL APPEARANCE : NO VISUAL INSPECTION, THE COIL HAS NO EXTERNAL DEFECTS .
- 4.ELECTRODE STRENGTH : AFTER SOLDERING, BETWEEN COPPER PLATE AND ELECTRODE OF COIL, PUSH IN TWO DIRECTIONS OF X,Y WITHSTANDING 5.0N FOR 10.0±1 SECONDS. ELECTRODE SHOULD NOT PEEL OFF. (REFER TO FIGURE AT RIGHT)
- 5.HEAT ENDURANCE TEST : REFER TO S-074-5002.
- 6.TEMPERATURE FEATURE : INDUCTANCE COEFFICIENT IS $(0\sim 2000) \times 10^{-6} / (-40 \sim +100)$)
- 7.HUMIDITY TEST : INDUCTANCE DEVIATION IS WITHIN ±5.0% AFTER PUTTING THE COIL INTO THE ENVIRONMENT OF 90~95% RELATIVE HUMIDITY AND TEMPERATURE OF 40±2 FOR 96±4 HOURS, THEN DRYING UNDER NORMAL CONDITION FOR 2 HOUR.
- 8.VIBRATION TEST : INDUCTANCE DEVIATION WITHIN ±3.0% VIBRATION FOR 1 HOUR IN EACH OF THE THREE ORIENTATIONS VERTICALLY EACH OTHER (X.Y.Z.) AT SWEEP VIBRATION (10~55~10Hz) WITH 1.5mm P-P AMPLITUDE.
- 9.SHOCK TEST : INDUCTANCE DEVIATION WITHIN ±3.0% TESTED IN EACH OF THE THREE ORIENTATIONS VERTICALLY FOR 1 TIME AT THE SHOCK ACCELERATION OF 981m/s², USING RUBBER BLOCK SHOCK TESTING MACHINE.



1 3 t h , F e b . , 2 0 0 0

CHK .	CHK .	DRG .
CHEN WEIMING	HE GUOGAO	ZHONG ZIJIAN F

DRG. NO.	3 / 6
S - 0 7 4 - 6 0 8 7	

SPECIFICATION

TYPE

CDEP134

ELECTRICAL CHARACTERISTICS-1

NO.	PART NO.	STAMP	INDUCTANCE [WITHIN] 1	D.C.R. (m) [MAX.] 2 (at 20)	THE SATURATION CURRENT (A) 3		TEMPERATURE RISE (A) 4 T=40	SUMIDA CODE
					(at 20)	(at 100)		
01	CDEP134-ØR4NC	ØR4N	0.4 µH ± 30%	1.9(1.6)	32.0	27.0	18.5	
02	CDEP134-ØR9MC	ØR9M	0.9 µH ± 20%	2.5(2.1)	21.6	18.4	17.0	-0009
03	CDEP134-1R6MC	1R6M	1.6 µH ± 20%	3.7(3.1)	16.0	13.8	15.0	-0010
04	CDEP134-2R5MC	2R5M	2.5 µH ± 20%	6.6(5.5)	12.8	11.0	10.5	
05	CDEP134-3R6MC	3R6M	3.6 µH ± 20%	10.8(9.0)	10.9	9.1	8.0	
06	CDEP134-4R8MC	4R8M	4.8 µH ± 20%	12.0(10.0)	9.3	8.0	7.5	-0013
07	CDEP134-6R4MC	6R4M	6.4 µH ± 20%	16.3(13.6)	8.0	6.8	7.0	-0014
08	CDEP134-8RØMC	8RØM	8.0 µH ± 20%	18.4(15.3)	7.2	6.1	6.5	-0015

1 MEASURING CONDITION at 100kHz 1V

2 D.C.R.() TYPICAL VALUE.

3 THE SATURATION CURRENT: THIS INDICATES THE VALUE OF CURRENT WHEN THE INDUCTANCE IS OVER { 75% (INDUCTANCE TO LERANCE IS 20% TIME) } OF THE NOMINAL VALUE. Δ
65% (INDUCTANCE TO LERANCE IS 30% TIME)

4 THE TEMPERATURE RISE: THE VALUE OF D.C. CURRENT WHEN THE TEMPERATURE RISE IS t = 40 (Ta = 20).

13th, Feb., 2000

SUMIDA CODE

4769

CHK.	CHK.	DRG.	DRG. NO.
CHEN WEIMING	HE GUOGAO	ZHONG ZIJIAN F	4 / 6 S-074-6087

SPECIFICATION

TYPE

CDEP134

ELECTRICAL CHARACTERISTICS-2

NO.	PART NO.	STAMP	INDUCTANCE [WITHIN] 1	D.C.R. (m) [MAX.] 2 (at 20)	THE SATURATION CURRENT (A) 3		TEMPERATURE RISE (A) 4 T=40	SUMIDA CODE
					(at 20)	(at 100)		
09	CDEP134-ØR3NC-H	OR3NH	0.3 µH ± 30%	1.9(1.6)	35.0	32.0	18.5	
10	CDEP134-ØR6NC-H	OR6NH	0.66 µH ± 30%	2.5(2.1)	29.0	24.0	17.0	-0017
11	CDEP134-1R2MC-H	1R2MH	1.2 µH ± 20%	3.7(3.1)	21.0	17.6	15.0	-0008
12	CDEP134-1R8MC-H	1R8MH	1.8 µH ± 20%	6.6(5.5)	17.6	14.4	10.5	
13	CDEP134-2R7MC-H	2R7MH	2.7 µH ± 20%	10.8(9.0)	14.7	12.0	8.0	-0020
14	CDEP134-3R6MC-H	3R6MH	3.6 µH ± 20%	12.0(10.0)	12.5	10.2	7.5	
15	CDEP134-4R8MC-H	4R8MH	4.8 µH ± 20%	16.3(13.6)	11.0	9.0	7.0	-0022
16	CDEP134-6RØMC-H	6RØMH	6.0 µH ± 20%	18.4(15.3)	9.6	8.0	6.5	-0023

1 MEASURING CONDITION at 100kHz 1V

2 D.C.R.() TYPICAL VALUE.

3 THE SATURATION CURRENT: THIS INDICATES THE VALUE OF CURRENT WHEN THE INDUCTANCE IS OVER { 75% (INDUCTANCE TO LERANCE IS 20% TIME)
65% (INDUCTANCE TO LERANCE IS 30% TIME) } OF THE NOMINAL VALUE. \triangle

4 THE TEMPERATURE RISE: THE VALUE OF D.C. CURRENT WHEN THE TEMPERATURE RISE IS t = 40 (Ta = 20).

13th, Feb., 2000

SUMIDA CODE

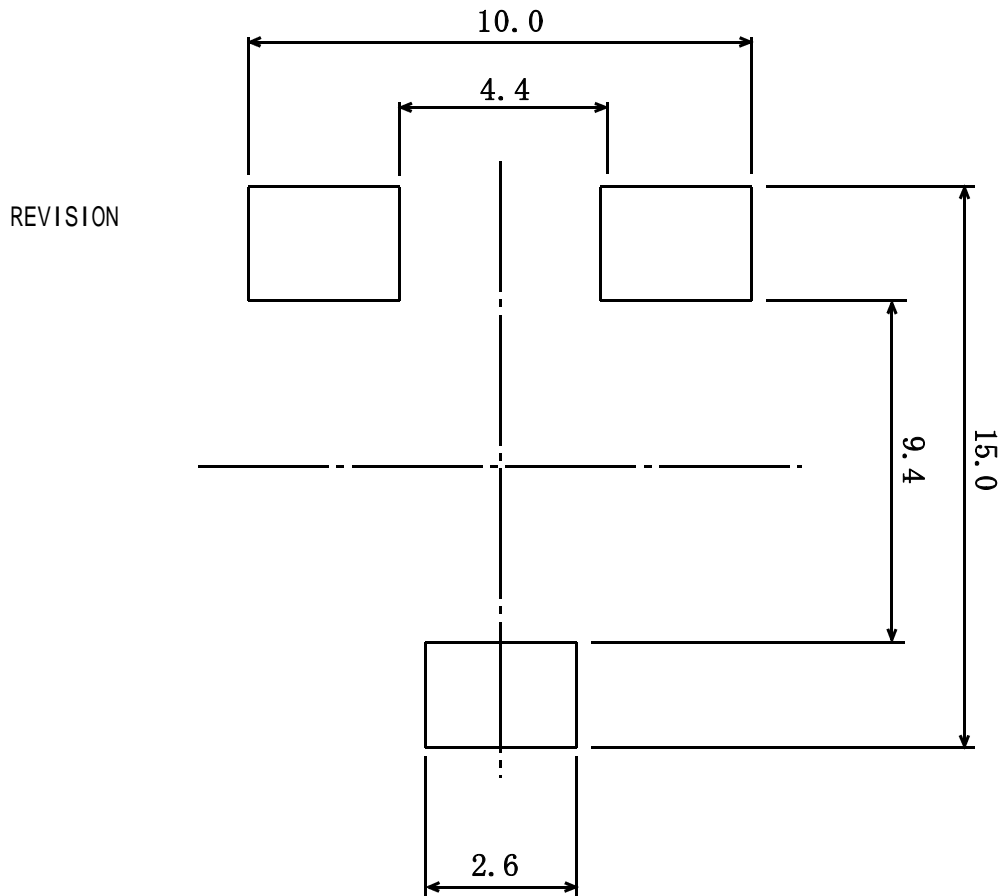
4769

CHK.	CHK.	DRG.	DRG. NO.
CHEN WEIMING	HE GUOGAO	ZHONG ZIJIAN F	
			S-074-6087

SPECIFICATION

TYPE CDEP134

DIMENSION RECOMMENDED (mm)



13th, Feb., 2000

CHK.	CHK.	DRG.
CHEN WEIMING	HE GUOGAO	ZHONG ZIJIAN F

DRG. NO.	6 / 6
S-074-6087	